



PLANTING FIELDS

Education Center
Explore. Imagine. Design. Play.

Trees & Seasons

Why do some trees change how they look depending on the season?


Deciduous trees lose their leaves when fall and winter come.

Most coniferous trees do not lose leaves but they may produce cones.


An example of a deciduous tree is a maple - can you think of any others?

What would a deciduous tree look like in each season? Take a walk at Planting Fields to see what the trees look like right now, and draw them in below!


Spring



Summer



Fall



Winter

